



MAIDEN ERLEGH

SCHOOL

Headteacher: Mr P. Gibson

MSc (Educational Leadership), BA (Economics)

Silverdale Road, Earley,
Reading, RG6 7HS
0118 926 2467
MESoffice@maidenerleghtrust.org
www.maidenerleghschool.co.uk
@MaidenErleghSch

10 November 2020

Dear Parent/Guardian

SIMS Parent App – easy access to important school information

Shortly we will be rolling out the SIMS Parent app to all parents who have yet to sign up. Parent app provides key information to you, including half-termly reports, attendance, behaviour and achievement information. This, alongside the recently improved 'in touch' messaging system now used by staff to send emails to you, will improve further our ability to keep you informed about your child's progress in school.

You can access the system from a smartphone, tablet or PC – anytime, anywhere.

What you will find in the SIMS Parent app:

- Important information such as attendance, behaviour and achievements
- School term, inset dates and contact details available at the click of a button
- Access your child's school report
- Receive notifications to remind you about important information such as key dates for your diary
- Access to update your contact details, so we always have the most up-to-date information in case of emergency
- If you have more than one child at school, you will have access to information for all your children, from the same app.

The information that you receive through the app will help you to stay up-to-date with your child's school life as well as support your child's development and progress.

Shortly you will receive an activation email, which will come from noreply@sims.co.uk. I would encourage you to set up the app on your chosen device.

If you have any concerns or problems setting up the app please contact parentapp@maidenerleghtrust.org.

Student access to their school reports will be via the student app.

Yours sincerely

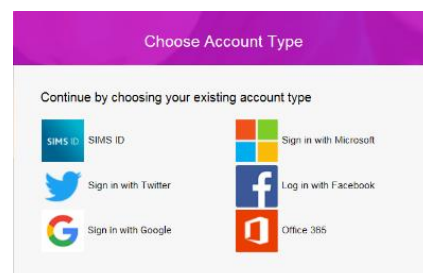
Mr G Attridge

Trust Lead for Assessment and Reporting

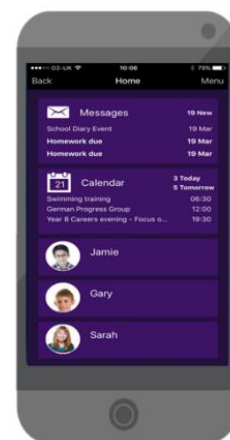
Getting started with the SIMS Parent app

1. We will send you an activation email; simply click on the link from your tablet, PC or smartphone to activate your account.
2. You can then login using your normal **Facebook**, **Twitter**, **Google** or **Microsoft** username and password.

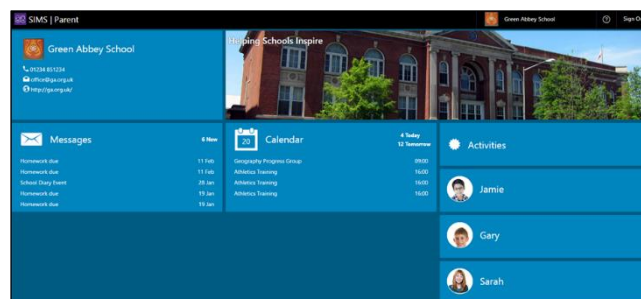
Note: Parents cannot register using SIMS ID.



3. From your smartphone or tablet, download the app from the Google Play or Apple App store - search for **SIMS Parent**.



4. From a PC or Windows phone, login online at www.sims-parent.co.uk



Please note that your activation email is unique to you and should not be used by anyone else. If you have not yet received a registration email, please check your SPAM folder before contacting the school.

Your activation email will expire after 14 days if it is not used, please contact the school if you require a replacement after this date.