

A Level Spanish Learning Journal 2020-22



Welcome to the Spanish A level course!

Expectations

In Lessons

- 1 Come prepared
- 2 Participate – answer and ask questions, prepare to make mistakes – speak Spanish
- 3 Attempt everything – in Spanish
- 4 Make sure homework tasks are understood

Homework

- 1 Do it- on time – in Spanish
- 2 Attempt everything
- 3 Ask if you don't understand
- 4 4-5 hours per week plus independent study

Organisation

- 1 Vocabulary log – organise into topics
- 2 Grammar Booklet and grammar notes kept together
- 3 'Know It, Grasp It, Think It' Revision Mats of key phrases and facts at the end of each topic which will help you with Paper 1 and Paper 3.
- 4 'Película y libro' essay archive (each essay should contain your target for that essay, based on previous feedback)
- 5 Possible stimulus cards for the speaking test kept together
- 6 Section for IRP (Individual Research Project) which we start in Y13.

European Day of Languages
26th September

Recommended Apps and websites



www.colby.edu/~bknelson/SLC/
www.espanish.org.uk/resources/
www.memrise.com/group/86780/
www.espanish.org.uk/quizlet-vocab-lists/
<https://www.duolingo.com>
www.bbc.co.uk/languages/spanish/
www.learnverbs.com/
www.ashcombe.surrey.sch.uk/Curriculum/modlang/index.htm
www.languagesonline.org.uk
<http://oye.languageskills.co.uk/index.html>
www.vokabel.com/spanish.html
www.studyspanish.com/freesite.htm
<http://www.lightbulblanguages.co.uk/>

Language Show 15th, 16th 17th
November 2019 at Olympia,
London

<https://lanquageshowlive.co.uk/>

Independent Learning

Repasar/Deberes/Tareas

4-5 hours per week – your chosen subject, your time, read, listen, speak, enjoy!

Ever thought of volunteering abroad after A Levels? Visit:




http://europa.eu/youth/country/76/theme/46_en or the Red Cross site:

<https://www.redcross.org.uk/get-involved/volunteer/volunteering-abroad-for-18-to-30-year-olds>

Resources for the A Level Course

Resource	Why it is useful
Maiden Erlegh A Level Spanish Google Classroom Class Code: gpjfoxf Refer to posts from July 2019 onwards	The handbook and the grammar workbook will be posted here along with homework tasks and other recommendations.
The A Level Spanish Learning Journal, available on google classroom.	The Learning Journal outlines the specification of the A Level course; a PLC (personalised checklist) which we will look at termly; online recommendations for independent study eg. songs, programmes, youtubers, grammar sites etc.
Verb booklet and useful phrases or grammar points - available on google classroom	We will go over key grammar points in class, but students must work independently to practise and perfect their awareness of grammar.

We also strongly recommend that you obtain the following books:

Resource	Why it is useful
 <p>AQA A-level Spanish (Includes AS)</p>	Although students will have online access to this, which includes practice exam questions and consolidation of the topics, it would be very useful to have the actual book to work from especially at times when you might not have internet access.
 <p>Language: Spanish ISBN-10: 9788497592437 ISBN-13: 978-8497592437 ASIN: 8497592433</p>	 <p>This is the book we will study. It can be obtained cheaply on Amazon. We will also study the film: 'Volver'</p> <p>You might also like to watch other "cult" Spanish movies.</p>

THEME 1 - Aspects of Hispanic Society

Unit 1 - Los valores tradicionales y modernos

Los cambios en la familia
Actitudes hacia el matrimonio/el divorcio
La influencia de la Iglesia Católica

Unit 2 - El ciberespacio

La influencia de internet
Las redes sociales: beneficios y peligros
Los móviles inteligentes en nuestra sociedad

Unit 3 - La igualdad de los sexos

La mujer en el mercado laboral
El machismo y el feminismo
Los derechos de los gays y las personas transgénero

THEME 3 - Multiculturalism in Hispanic Society

Unit 1 - La inmigración

Los cambios en la familia
Actitudes hacia el matrimonio/el divorcio
La influencia de la Iglesia Católica

Unit 2 - El racismo

Las actitudes racistas y xenófobas
Las medidas contra el racismo
La legislación anti-racista

Unit 3 - La convivencia

La convivencia de culturas
La educación
Las religiones

THEME 2 - Artistic Culture in the Hispanic World

Unit 1 - La influencia de los ídolos

Cantantes y músicos
Estrellas de televisión y cine
Modelos

Unit 2 - La identidad regional en España

Tradiciones y costumbres
La gastronomía
La lenguas

Unit 3 - El patrimonio cultural

Sitios turísticos y civilizaciones prehispanicas: Machu Picchu, la Alhambra, etc
Arte y arquitectura
El patrimonio musical y su diversidad

THEME 4 - Aspects of Political Life in the Hispanic World

Unit 1 - Jóvenes de hoy, ciudadanos de mañana

Los jóvenes y su actitud hacia la política : activismo o apatía
El paro entre los jóvenes
Su sociedad ideal

Unit 2 - Monarquías, repúblicas y dictaduras

La dictadura de Franco
La evolución de la monarquía en España
Dictadores latinoamericanos

Unit 3 - Movimientos populares

La efectividad de las manifestaciones y las huelgas
El poder de los sindicatos
Ejemplos de protestas sociales (eg. El 15-M, las Madres de la Plaza de Mayo, ...)

Paper 1 Advice: Listening, Reading and Writing

- Answer ALL questions! DO NOT leave blanks!
- Read the titles of the texts – use to help predict what may come up.
- Look and listen for synonyms.
- Don't underestimate the 'easier' tasks – try and get full marks on these.
- Double check numbers (write down what you hear).
- Go by exclusion: put crosses and question marks before you decide.
- If you think you've found the answers, still double-check the other possibilities.
- If it's factually wrong it probably won't be right.
- Use your knowledge of grammar to fill the gaps.
- Try TRANSCRIBING bits of what you hear and check!
- Make sure you understand the question – Learn your question words!
- Two marks = two details!
- Your first answer counts – if you find more possibilities, go for the safer one.
- Make sure your answer makes sense and answers the question!
- Put all required information down – although it can be just one word or a short phrase
- CHECK GRAMMAR – wrong tense or spelling (change in meaning) → no mark!
- At the end: CHECK YOU HAVE LEFT NO BLANKS!!! Any gaps → GUESS!
- Watch out for the little but important words:

Paper 2 Advice: Writing

Write approximately 300 words for the essay

20 marks for language, 20 for critical and analytical response

1) Read the questions carefully and choose your preferred one carefully (one question about 'Crónica de una muerte anunciada' and one question about 'Volver')

2) Make a plan

→ Make sure you cover all parts of the task (if it's plural you need to describe at least two details).

→ Make a note of the evidence you are going to include to support your ideas; cultural and social contexts; opinions and conclusions

→ Write down vocab you'll use and make a list of conjunctions - aunque, sin embargo, no solo ... sino ..., desde hace ...

→ Think of good grammar structures - (imperfect tense - aba/ía, perfect tense he... - ado/-ido, preterite -é/í, present tense -o, future tense voy a + infinitive, infinitive verb + é, conditional tense infinitive + ía)

Try to fit in various tenses (past, future)

3) Start writing. → Keep an eye on the time!

→ Remember variety and a complex style is more important than accuracy - it needs to be comprehensive, but it's better to take risks! Do NOT play safe with simple sentences!

5) Allow 5 minutes to check your work. When finished -READ it through carefully.

Check verb endings (who's the subject -does it agree? modal/future + infinitive at the end,). adjective endings, word order, spelling of words.

Replace high frequency verbs with less frequent ones.

Paper 2 Information and Advice: Speaking

**AQUI SE HABLA
ESPAÑOL**



ZAPATO
CENTRO
CIEN
ZOO
ZUMO

General Advice:

- Practise speaking Spanish as much as you can in class, with your friends and with Spanish speakers at school – We may have an assistant joining us for a few months during the year.
- Don't worry about making mistakes. Just have a go!
- Speak to yourself and think in Spanish from time to time when you are at home/travelling/lying in bed/using your phone.
- When listening to Spanish speakers, listen out for high frequency fillers eg. Pues (well), acabo de (I just ...) and copy!
- Aim to speak clearly and confidently. You may not feel confident but if you pretend you are, you will start to trick yourself into thinking you are!



Specific Advice for the exam:

Part 1 – stimulus card – 5 to 6 minutes

Over the 2 years, we will practise all available specimen speaking cards. The cards are on all the topics covered in Year 1 and 2 of the course. The speaking exam has nothing to do with the book and film studied for Paper 2.

We will do the following:

- Prepare possible answers to the 3 questions printed on each card
- Prepare possible answers to questions on this topic not printed on the cards
- Make sure we use good starter/opinion expressions
- Know facts, figures and interesting ideas on the topic areas (Refer to the Know It, Grasp It, Think It Revision Mats we will have prepared)

- Be ready to ask the examiner a few questions which seek opinions on the topic area

Part 2: Individual Research Topic

Presentation: 2 minutes

Further Discussion: 9 – 10 minutes

In the summer term of Year 12 you will pick a topic you are really interested in which related to the Spanish-speaking world. It could be about a film, a politician, the Spanish culture, Spanish Art/Artists, a period of history to name but a few. You will:

- carry out extensive research on your chosen topic
- break down research into 7 key areas
- show that you can analyse and evaluate what you've found out

Learning Vocabulary – some tips and hints

- FIND the new vocabulary first! Every text you read or listen to – note down key words that help you understand the gist and key expressions for you to use in your work.
 - USE the new vocabulary! Every time you write sentences on a topic, make sure you use as many new nouns, verbs, adjectives as possible.
 - Look, say, cover, test, check. Mark unknown ones. Test yourself again.
 - Practice using different platforms -
 - Use **post it notes** and stick them around your room!
 - If you still like working with paper/card - write Spanish on one side and the translation on the back - test yourself/keep ones aside you didn't know.
 - Record yourself with your mobile – say the English first, pause, then Spanish. Do a set of 10/20 words, swap, upload, share.
 - Ask **someone else to test you** (parents, siblings, classmates)
 - Make a **mind map** with known and new words on each topic.
- Learn opposites, synonyms, 'little words' as well as question words.

- **Remember: Everything gets easier if you know the vocabulary!**

Enrichment Opportunities – TBD

To enjoy!

The Best SPANISH Songs of All Time (top 100)

<https://www.youtube.com/playlist?list=PL5AB5121B1C573654>

Top 50 Spanish movies

<https://www.imdb.com/list/ls000377981/>

10 Essential youtubers

<https://www.lindsaydoeslanguages.com/10-essential-spanish-youtubers-to-help-you-learn-spanish/>

List of famous Spaniards/Latinos

<https://www.imdb.com/list/ls000020393/>

**YEAR 12 and 13
Spanish
PERSONAL
LEARNING
CHECKLIST
DATE: _____**

Name:	ALPS Grade	Student target	PPE1 Grade and marks	PPE2 Grades and marks

GRAMMAR AUDIT	Secure	Inconsistent	Weak	Don't know
Word order				
Noun genders + plurals				
Present tense				
Perfect tense				
Imperfect tense/simple past				
Pluperfect tense				
Future tense				
Conditional tense				

Future perfect tense				
Conditional perfect tense				
<i>if</i> - sentences in different tenses				
Passive in present tense				
Passive in imperfect tense				
Passive in perfect tense				
Subjunctive 1				
Reflexive verbs				
Infinitive structures				
Negatives				
Definite and indefinite articles				
Personal pronouns				
Prepositions				
Relative pronouns				
Adjectives + endings				
Comparatives and superlatives				
Possessive adjectives				
Quantifiers / intensifiers				
Number, quantity and time				
PREPARATION	Always	Sometimes	Never	
Study skills				
I spend at least 2-3 hours a week on studying Spanish				
I read at least 1-2 news articles each week linked to topics studied (and note down new vocabulary in my glossary).				
I know what is happening in Spain				

I check out at least one link a week from those links given in our learning journal.				
I download Spanish music and lyrics to practise Spanish listening comprehension.				
I follow Spanish twitter and tweet ideas, links, etc. myself.				
I look up vocabulary when reading.				
I systematically note down new vocabulary - in and outside lessons.				
I learn new vocabulary every week.				
	Autumn	Spring	Summer	
I access the support links/sheets on Google Classrooms Keep tally!				
PREPARATION	Always	Sometimes	Never	
Writing and speaking skills				
I use new structures learnt in class in my homework.				
I am aware of the relevant mark scheme and refer to it before writing to ensure I know what is expected of me.				
I carefully read the question and analyse what it is asking.				
I plan my writing and structure it to ensure that I answer the question closely.				
I use a range of vocabulary and structures as appropriate to the task.				
If necessary I look up single words and use them in my writing.				
I use resources with possible sentence beginnings and opinion phrases to improve my style.				
I reread my writing to ensure that I have really answered the question.				
I check my writing for grammatical accuracy.				
I know key phrases to help me write a summary of 70 words.				
I can manipulate language I have seen in a text to write a translation of a new text, from English into Spanish.				
I speak in Spanish in class.				

I attend speaking sessions with the assistant and always try to speak as much Spanish as possible.				
I use conversations in lessons to practise using new vocabulary.				
My pronunciation sounds Spanish.				
I can ask different sorts of questions.				
I listen carefully to questions and answer them specifically.				

Themes	Secure	Inconsistent	Weak	Not yet
Aspects of Hispanic society				
• Los valores tradicionales y modernos				
• El ciberespacio				
• La igualdad de los sexos				
Multiculturalism in Hispanic society				
• La Inmigración				
• El Racismo				
• La Convivencia				
Political and artistic culture				
• La influencia de los ídolos				
• La identidad regional en España				
• El patrimonio cultural				
Aspects of political life in the Hispanic world				
• Jóvenes de hoy, ciudadanos de mañana				
• Monarquías y dictaduras				
• Movimientos populares				