



# Remote Learning

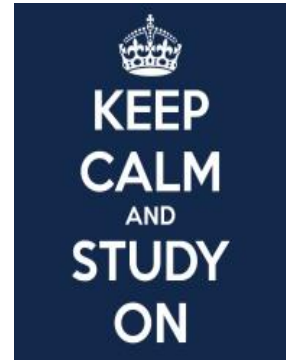
*A student guide to getting the most out of remote!*



# HOW DID WE GET HERE?



2020 sprung a surprise on us all! None of us would have previously imagined being in a situation where schools across the country closed to all but the children of critical workers, and none of us would have imagined having to contemplate what remote forms



of learning might look like in these circumstances! We now find ourselves embracing home learning once again in January 2021. However, our **determination to prevent Covid-19 from disrupting your education** remains at the heart of what we do. Hopefully, this guide will help you to feel **confident** and **in control** as you work with us in rising to the challenge of getting the most out of remote!

## *What you can expect and what is expected of you:*

**Live, online lessons** will be delivered regularly during lockdown, but this may not always be the case – we will use **Google Meet** as the platform to give you instructions for each lesson. Be sure to keep a close eye on the 'stream' within each subject's classroom page for any updates that your teachers might post regarding live lesson delivery and/or what work has been set. This will help to keep you well informed as to what is planned for each lesson on your timetable. Remember, if you do not have access to a **suitable electronic device** with which to access live lessons from home, please let us know and we will do what we can to help!

Remember to log into your **tutor group's** google classroom page at the start of each day at **8.40am**. This allows us to register you, and most importantly provides an important opportunity for you to check-in with your tutor, who in turn can see how you are and how you are getting on!

Where a live lesson is not delivered, work will be clearly posted through the google classroom page **in time for the start of the lesson**. You can expect the work set to be **sufficient for the duration of the lesson time**. The work set may include a narrated Loom or PowerPoint-type presentation, and/or copies of the resources that are required for you to study independently. Remember, you are more than welcome to contact your teacher if you have any

questions/queries or if there is something you don't understand. Your teacher will get back to you as soon as they can!

Your teachers will **continue to follow the programme of study that you were covering during normal, face-to-face lessons in school**. Some alterations may need to be made to ensure that what needs to be covered is suitable for home learning, so please bear this in mind. Where any alterations to the planned curriculum are required, your teacher will clearly explain these to you.

Thanks for making sure that you are ready to **log into a live lesson on time**. This helps to minimise any delays in getting learning started and allows the school timetable to be followed as closely as possible. We are logging attendance in every live lesson and we will contact you/your parents if we have concerns about non-attendance so that we can be sure that everything is well.

Take note of your teacher's instructions regarding the use of a webcam, microphone and the 'chat' function. Wherever possible, please have your **camera switched on** and remember to unmute your microphone in order to contribute to the lesson when asked to do so. We understand that some devices do not easily allow for this to take place; please just let your teacher know. The **'chat' function** can be used as a substitute here. The 'chat' function is a learning tool first and foremost! **Comments that are unhelpful to learning should never be posted**. We continue to follow our behaviour management policy in following up any instances of disruption to learning.

It is really important that the device you are using to access online, live lessons clearly indicates your **name**. Your teacher has been advised not to admit an unknown user into the live classroom, so please make sure your identity is clear!

If your teacher calls upon you to contribute your thoughts, ideas or in answering a question, please make every effort to respond. It is difficult to monitor how learning is taking place, and whether everybody is keeping up, if everybody remains silent. We really appreciate your efforts in helping live, online learning flow smoothly in this way, so **thank you!**

Your teacher will continue to **assess your progress** at particular points during remote learning. This is vital in helping us to see what you know, understand and can do, as well as how we can help to ensure that you make progress. Your teacher will explain to you what **lockdown assessments** will take place, including how they should be completed, submitted and what feedback will look like and require you to do next.

Your teacher will explain clearly to you what follow-up work should be completed after a live lesson. **Homework** continues to be set; please make sure that you complete this on time. Your teacher will inform you as to how homework should be submitted – if you are in any doubt, please check with them.

If you work closely with the school **Inclusion team**, remember that this support continues to be available. We will always do what we can to help. Please do contact the Inclusion team via the school office if required.

When face-to-face schooling resumes, some students may be **self-isolating** at times. Remember that you will be invited to join your class remotely via Meet in most cases, so that you too can continue to participate in the lesson taking place in school. If this isn't possible for any reason, your teacher will ensure that sufficient work to cover each lesson will be available to you via google classroom. This will be posted in time for the very start of the lesson where possible, but otherwise by 5pm on that same day.

## Feeling prepared...

<https://www.youtube.com/watch?v=o5IKkVeob-o>

TIP!

Identify a dedicated study space, ideally away from distractions. Try to avoid working on the sofa, or on the bed. Not only will this make it difficult for you to concentrate, but could also contribute to poor posture.

TIP!

Try to ensure that you work in a space with good, natural light. A well-ventilated room can help with concentration and keep tiredness at bay.


TIP!

TODAY'S GOALS		:00	:30
1.		5AM	
2.		6AM	
3.		7AM	
4.		8AM	
5.		9AM	
		10AM	
		11AM	
		12PM	
		1PM	
		2PM	
		3PM	
		4PM	
		5PM	
		6PM	
		7PM	
		8PM	

TO DO	
<input type="checkbox"/>	
<input type="checkbox"/>	
<input type="checkbox"/>	
<input type="checkbox"/>	
<input type="checkbox"/>	
<input type="checkbox"/>	
<input type="checkbox"/>	
<input type="checkbox"/>	
<input type="checkbox"/>	
<input type="checkbox"/>	

Consider the use of a planner in helping you to keep tabs of what work has been set, and when deadlines are. You might be happy to use Google Classroom in this way, but sometimes the visual reminder on your bedroom wall can be a help too!



TIP!

Exercise good **self-discipline**! Try to avoid the temptation of continually looking at your phone, especially as you work to complete set tasks or take part in live lessons. Catching snippets of what is being covered due to the interruption of social media can ultimately increase stress and make it more difficult for you to feel in control of your studies. A self-social media ban isn't required, just moderation!



TIP!



Become a **creature of routine**! If one thing is difficult to establish right now, it's routine! Continue to be consistent in getting up and getting ready for the day ahead, just as you would when coming into school. Build breaks into your day, including time off for lunch. Wherever possible, identify a start and end time while you are sat working, and try hard to stick to it!

## *Make the most of each day...*

TIP!

Being able to navigate your way around Google Classroom is the starting point for successful remote learning. Be sure to keep any work that you complete online organised and accessible to you. The following link might help if you are in any way unsure about the functions of this platform...



<https://www.youtube.com/watch?v=qSxNLaWm74g>



It can be incredibly helpful to organise your Google Classroom folders in order to avoid mixing up assignments. You can go to a Class > Classwork > Google Drive and open the folder in the new tab. Right-click on it and rename or change the color of the folder. Consider a different colour for each of your subjects, perhaps... (guidingtech.com)




Google Classroom integrates other Google apps and services. You can use YouTube Video, Google Docs file, Google Sheets file, or even Google Drawing file to submit your assignments. Open the class > Classroom > Open an assignment and tap add or create under Your work menu. It will open a sliding menu with the option to add file from various sources - Google Drive, direct link, attach a file and you can even create new documents. Check carefully what precise instructions your teachers give you, however, so that you submit work in the required way. (guidingtech.com)



As a student, you might want to view your work and deadlines periodically. Sometimes, it can be confusing to keep track of submissions. And you might end up missing the deadline for the project. You can open a class > Classwork > View Your Work and here you can view all the assigned work with title, due date, attached file, and more. You can also use the side filter menu to streamline the list. ([guidingtech.com](https://www.guidingtech.com))



Dealing with multiple classes at a time may confuse you with all the incoming notifications. Thankfully, Google Classroom allows you to customise them. From the Google Classroom app, tap on the hamburger menu and go to Settings. You will see the notifications toggles for all the comments and classes that you are enrolled in. Adjust them based on your needs. To manage notifications by class, tap on Class Notification and here you can see all your enrolled classes. Turn off the unnecessary ones. ([guidingtech.com](https://www.guidingtech.com))



## **Useful websites:**

This guide contains websites that subject areas have recommended you explore in order to enhance your knowledge, understanding and skills. The list includes a sample. Don't hesitate to contact your class teacher for any additional recommendations that they might have...

### **Business Studies**

*A Level*

<https://www.tutor2u.net/business>

### **Computer Science**

<https://sites.google.com/maidenerleghschools.co.uk/computingdepartment/home>

<http://senecalearning.com>

### **Economics**

*A Level*

<https://www.physicsandmathstutor.com/>

<https://www.youtube.com/channel/UCQbBh9Jn2ljcSPZOiNKJu0g>

### **Modern Languages**

<https://www.languagesonline.org.uk/Hotpotatoes/index.html>

<https://www.bbc.co.uk/bitesize/subjects/z9dqxn>

<https://quizlet.com/en-gb>

<https://app.memrise.com/courses/english/french/>

<https://www.linguascope.com/>

<https://www.duolingo.com/>

<https://www.busuu.com>

<https://www.bbc.co.uk/bitesize/subjects/zfckjxs>

[https://stories.audible.com/discovery/enterprise-discovery-21122525011?ref=adbl\\_ent\\_anon\\_ds\\_ds\\_dccs\\_sbt0-8](https://stories.audible.com/discovery/enterprise-discovery-21122525011?ref=adbl_ent_anon_ds_ds_dccs_sbt0-8)

<https://www.spanishrevision.co.uk>

<https://www.lingolia.com/en/>

<https://podcast.duolingo.com/spanish>

<https://www.teachvid.com>

<https://videoele.com>

<https://londres.cervantes.es/en/default.shtm>

## **Geography:**

Foundation:

<https://www.bbc.co.uk/bitesize/subjects/zrw76sq>

GCSE:

<https://www.bbc.co.uk/bitesize/examspecs/zy3ptyc>

## **Mathematics:**

A Level:

<https://sites.google.com/view/tlmaths/home>

<https://www.examsolutions.net/a-level-maths/edexcel/>

GCSE:

<https://www.kerboodle.com>

<https://hegartymaths.com/>

<https://www.mathsgenie.co.uk/gcse.html>

<https://nrich.maths.org/secondary>

## **Music:**

GCSE:

<https://portal.focusonsound.com/>

<https://www.bbc.co.uk/bitesize/examspecs/z6chkmn>

<https://www.musictheory.net/exercises>

<https://www.mydso.com/dso-kids/learn-and-listen/instruments>

## **Pastoral Care:**

[www.kooth.com](http://www.kooth.com)

<https://www.dove.com/uk/dove-self-esteem-project/help-for-parents/uniquely-me-a-tool-to-help-build-positive-body-confidence.html>

<https://barclayslifeskills.com/young-people/>

## **Religion & Philosophy:**

<https://qualifications.pearson.com/content/dam/pdf/GCSE/Religious%20Studies/2016/teaching-and-learning/gcse-rs-exemplar-pack-spec-a-and-spec-B.pdf>

<https://www.bbc.co.uk/bitesize/topics/z6bw2hv>

<https://www.bbc.co.uk/bitesize/topics/zdprkqt>



**Science:**

<https://senecalearning.com/en-GB/>

Foundation:

<https://www.bbc.co.uk/bitesize/subjects/zng4d2p>

GCSE Combined Science:

<https://www.bbc.co.uk/bitesize/subjects/zp266yc>

GCSE Triple Science:

<https://www.bbc.co.uk/bitesize/subjects/zrkw2hv>

**Technology:**

[Technologystudent.com](http://Technologystudent.com)

## Asking for help...

Never struggle in silence. If you experience difficulties with remote learning at any time, please just ask – your teachers will always be willing to help!



**Mr B Garner**  
**Maiden Erlegh School**

