



4 May 2021

Dear Parent/Guardian

Year 7 – Online Safety

Since our return from lockdown, we are aware there have been a number of incidents involving the mis-use of mobile phones and social media within Year 7. The responsibility of owning a phone and using it correctly is something that many students can find challenging and we have put together some things to look out for which could help to stop future incidents occurring.

Below are a few tips and things to look for to make sure that all students are using their phone safely, and we would encourage you to discuss these with your child.

1. If your child has a passcode/password on their phone make sure this is shared with you.
2. Where possible agree a time where the phone will be removed from their bedroom to allow for a good night's sleep.
3. Monitor groups they are part of on WhatsApp - if they are in groups with large numbers or with people they do not know well we suggest to remove them from said group, and encourage them to engage with groups of close, trusted friends only.
4. Review their social media accounts and monitor who follows them.
5. Where possible check privacy settings as these change regularly.

We hope you find the above information useful and this will also be backed up with a whole year group Pastoral Day based on E-Safety later in the summer term.

Finally, below are some websites which offer advice on internet safety and also some information posters about apps which can further support you in setting up privacy controls to limit age-inappropriate content.

Of course, should you or your child have any worries about this, please do reach out. We are ready to respond to matters which present themselves and affect our children in school and will work together with you to resolve these.

Yours sincerely

Mr T Crockford
Head of Year 7

<https://www.saferinternet.org.uk/advice-centre/parents-and-carers>

<https://nationalonlinesafety.com/guides>

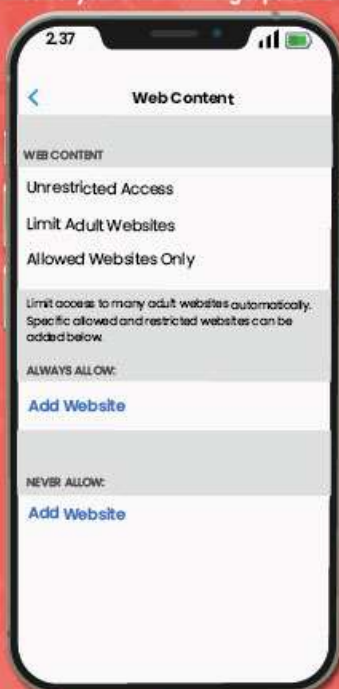
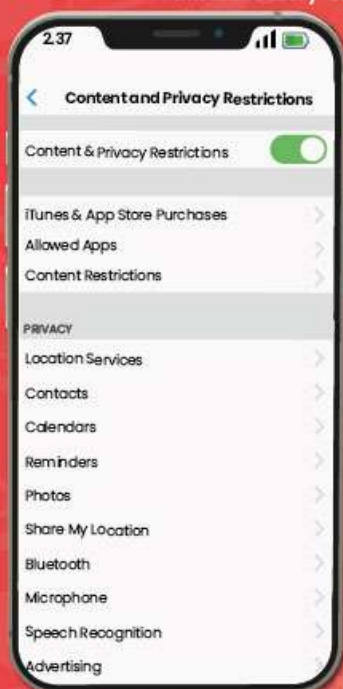
<https://www.thinkuknow.co.uk/parents/>

<https://www.nspcc.org.uk/keeping-children-safe/online-safety/>

How to Set up PARENTAL CONTROLS to limit age-inappropriate CONTENT iPhone



The parental controls on iPhones allow you to block or restrict certain apps, features, content, downloads, or purchases. Setting limitations on content ratings, Siri and web searches enables you to filter out age-inappropriate content and vastly reduce the likelihood of your children being exposed to unsuitable material and information.



18+ Set up content rating restrictions

Content filters keep your child from viewing unsuitable material. They block apps, films and TV shows with specific age ratings, and music and podcasts with explicit content.

- 1 Open Settings
- 2 Tap Screen Time
- 3 Enable Content & Privacy Restrictions
- 4 Tap Content Restrictions
- 5 Choose the Settings for each feature you wish to restrict



Set up web restrictions

Website content filters restrict age-inappropriate content on Safari. You can also blacklist certain websites or allow access only to approved sites.

- 1 Open Settings
- 2 Tap Screen Time
- 3 Tap Content & Privacy Restrictions
- 4 Tap Content Restrictions
- 4 Tap Web Content
- 5 Choose between Unrestricted Access, Limit Adult Websites and Allowed Websites Only
- 7 Choose which websites you wish to allow/block

Set up Siri web search restrictions

You can screen out explicit language to avoid Siri displaying inappropriate results. You could also disable Siri entirely, so your child can't use it to search the web.

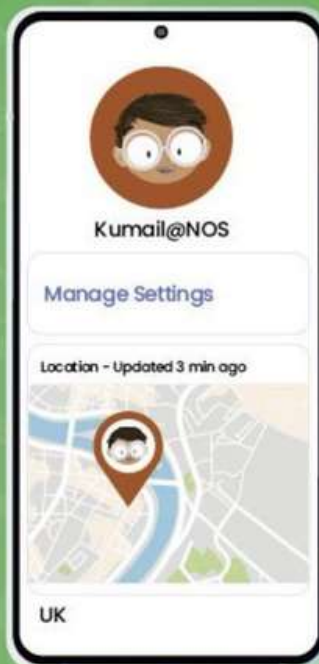
- 1 Open Settings
- 2 Tap Screen Time
- 3 Tap Content & Privacy Restrictions
- 4 Tap Content Restrictions
- 5 Scroll Down to Siri
- 6 Choose to block either or both Web Search Content and Explicit Language



How to Set up PARENTAL CONTROLS to limit age-inappropriate CONTENT Android Phone



The settings on an Android device allow you to prescribe certain rules for when your child is using it. For example, you can block specific types of content to reduce the risk of your child being exposed to age-inappropriate material (music with explicit lyrics, for instance, and games, TV shows or movies that are unsuitable for young people). There are two ways to access parental controls on an Android phone: through Google Play or via the Google Family Link app. You can also lock your changes behind a PIN, so your child (or anyone else) can't change them back.



Set up parental controls with Google Family Link

- 1 On your phone, install Google Family Link for Parents
- 2 Tap Open and review the information
- 3 Tap Get Started
- 4 Tap Next to set up your child's device
- 5 On your child's phone, download Google Family Link for Children & Teens and enter the Family Link setup code provided
- 6 On your phone, open the Family Link app
- 7 Tap your child's name
- 8 Tap Manage Settings
- 9 Tap Controls on Google Play
- 10 Tap the content you would like to restrict
- 11 Choose how to filter or restrict access

Set up parental controls with Google Play

- 1 Open the Play Store app
- 2 Tap Menu (represented by three horizontal lines)
- 3 Tap Settings
- 4 Tap Parental Controls
- 4 Enable Parental Controls
- 4 Create Pin
- 4 Tap the content you would like to restrict
- 4 Choose how to filter or restrict access



FIFTEEN APPS

PARENTS SHOULD KNOW ABOUT

MEETME



MEETME IS A DATING SOCIAL MEDIA APP THAT ALLOWS USERS TO CONNECT WITH PEOPLE BASED ON GEOGRAPHIC PROXIMITY. AS THE APP'S NAME SUGGESTS, USERS ARE ENCOURAGED TO MEET EACH OTHER IN PERSON.

GRINDR



GRINDR IS A DATING APP GEARED TOWARDS GAY, BI AND TRANSGENDER PEOPLE. THE APP GIVES USERS OPTIONS TO CHAT, SHARE PHOTOS AND MEET UP BASED ON A SMART PHONE'S GPS LOCATION.

SKOUT



SKOUT IS A LOCATION-BASED DATING APP AND WEBSITE. WHILE USERS UNDER 17-YEARS-OLD ARE UNABLE TO SHARE PRIVATE PHOTOS, KIDS CAN EASILY CREATE AN ACCOUNT USING A DIFFERENT AGE.

WHATSAPP



WHATSAPP IS A POPULAR MESSAGING APP THAT ALLOWS USERS TO SEND TEXTS, PHOTOS, MAKE CALLS AND VIDEO CHATS WORLDWIDE. WHATSAPP USES AN INTERNET CONNECTION ON SMART PHONES AND COMPUTERS.

TIKTOK



TIKTOK IS A NEW MOBILE DEVICE APP POPULAR WITH KIDS USED FOR CREATING AND SHARING SHORT VIDEOS. WITH VERY LIMITED PRIVACY CONTROLS, USERS ARE VULNERABLE TO BULLYING AND EXPLICIT CONTENT.

BADOO



BADOO IS A DATING AND SOCIAL NETWORKING APP WHERE USERS CAN CHAT, SHARE PHOTOS AND VIDEOS AND CONNECT BASED ON LOCATION. WHILE THE APP IS INTENDED FOR ADULTS ONLY, TEENS ARE KNOWN TO CREATE PROFILES.

BUMBLE



BUMBLE IS SIMILAR TO THE POPULAR DATING APP 'TINDER' HOWEVER, IT REQUIRES WOMEN TO MAKE THE FIRST CONTACT. KIDS HAVE BEEN KNOWN TO USE BUMBLE TO CREATE FAKE ACCOUNTS AND FALSIFY THEIR AGE.

SNAPCHAT



SNAPCHAT IS ONE OF THE MOST POPULAR APPS IN RECENT YEARS. WHILE THE APP PROMISES USERS CAN TAKE A PHOTO/VIDEO AND IT WILL DISAPPEAR, NEW FEATURES INCLUDING 'STORIES' ALLOW USERS TO VIEW CONTENT FOR UP TO 24

KIK



KIK ALLOWS ANYONE TO CONTACT AND DIRECT MESSAGE YOUR CHILD. KIDS CAN BYPASS TRADITIONAL TEXT MESSAGING FEATURES. KIK GIVES USERS UNLIMITED ACCESS TO ANYONE, ANYWHERE, ANYTIME.

LIVE.ME



LIVE.ME IS A LIVE-STREAMING VIDEO APP THAT USES GEOLOCATION TO SHARE VIDEOS SO USERS CAN FIND OUT A BROADCASTER'S EXACT LOCATION. USERS CAN EARN 'COINS' AS A WAY TO 'PAY' MINORS FOR PHOTOS.

HOLLA



HOLLA IS A SELF-PROCLAIMED 'ADDICTING' VIDEO CHAT APP THAT ALLOWS USERS TO MEET PEOPLE ALL OVER THE WORLD IN JUST SECONDS. REVIEWERS SAY THEY HAVE BEEN CONFRONTED WITH RACIAL SLURS, EXPLICIT CONTENT AND MORE.

WHISPER




WHISPER IS AN ANONYMOUS SOCIAL NETWORK THAT PROMOTES SHARING SECRETS WITH STRANGERS. IT ALSO REVEALS A USER'S LOCATION SO PEOPLE CAN MEET UP.

ASK.FM



ASK.FM IS KNOWN FOR CYBER BULLYING. THE APP ENCOURAGES USERS TO ALLOW ANONYMOUS PEOPLE TO ASK THEM QUESTIONS.

CALCULATOR%



CALCULATOR% IS ONLY ONE OF SEVERAL SECRET APPS USED TO HIDE PHOTOS, VIDEOS, FILES AND BROWSER HISTORY.

HOT OR NOT



HOT OR NOT ENCOURAGES USERS TO RATE YOUR PROFILE, CHECK OUT PEOPLE IN THEIR AREA, AND CHAT WITH STRANGERS. THE GOAL OF THIS APP IS TO HOOK UP.